
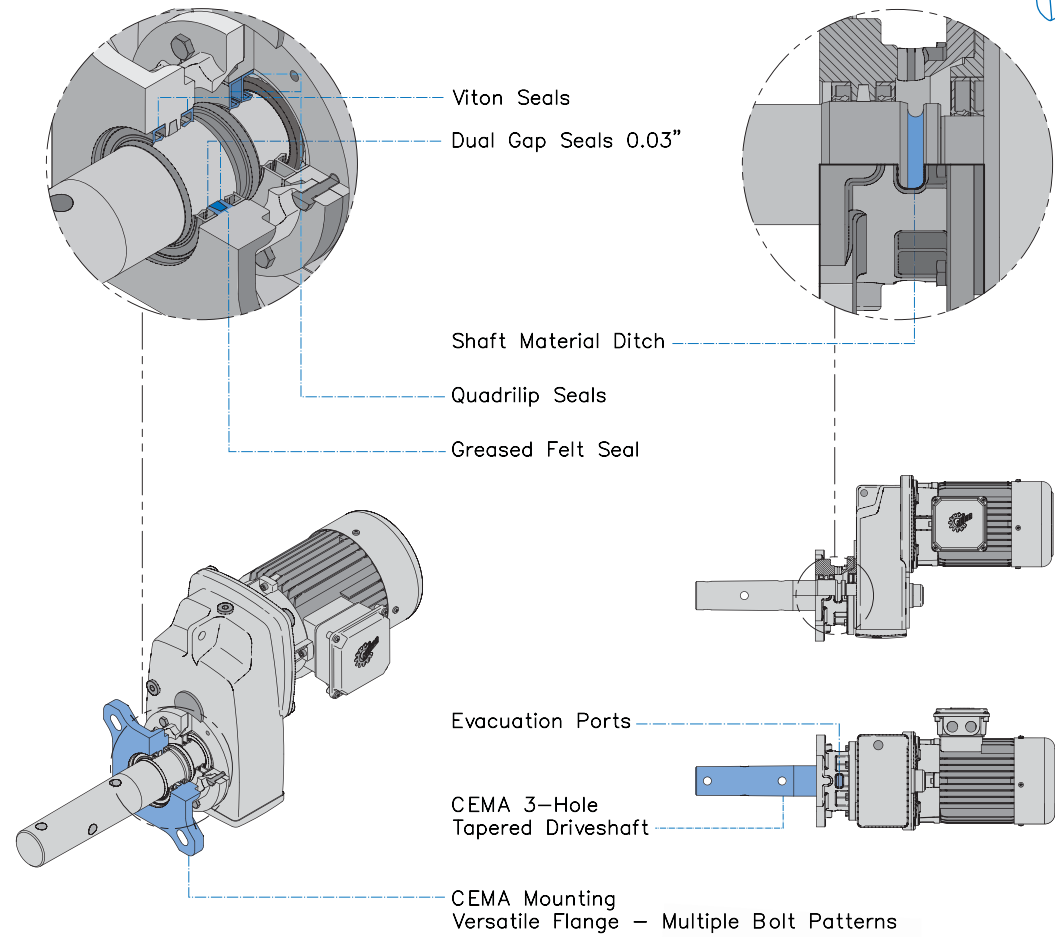



Standard Features



ADAPTABILITY

Finally, due to modular flexibility of design, NORD speed reducers accept a variety of power inputs, including integral motors, input shafts, motor adapters, motor platforms, and variable speed drives.

Intelligent Drivesystems



UNICASE™



DRIVESYSTEMS

www.nord.com

WEST
Corona, CA (Los Angeles)
Phone: 608.849.0190

MIDWEST
Waunakee, WI (Madison)
Phone: 608.849.7300

EAST
Charlotte, NC
Phone: 608.849.0140

NORD Gear Corporation

National Customer Service Toll-Free: 888.314.6673
info.us@nord.com

NORD Gear Limited

Toll-Free in Canada: 800.668.4378
info.ca@nord.com


CANADA
Brampton, ON (Toronto)
Phone: 905.796.3606

100200011/0612

SCREW CONVEYOR PACKAGE

Gearmotors & Speed Reducers

F1129



DRIVESYSTEMS

Simple, Reliable & Efficient



Simplicity - the NORD SCP screw conveyor package eliminates the need for costly separate V-belt drives by providing integral gearmotors or direct coupled motors to a NEMA C-face reducer.

Standard Features

INNOVATION

UNICASE™ design principle. All speed reducer housings are constructed of a rigid, one-piece cast iron that resists deflection under the heaviest loading conditions. All bearings and seal seats are contained within the single casting, eliminating splits or bolt-on carriers that can weaken the housing or allow oil leakage.

NORD's oil-safe **QUADRALIP™** sealing system implements techniques that assure the lubricating oil stays inside the speed reducer, while contaminants, such as dirt and moisture, stay out. It features three seal lips, plus a grease-filled chamber and garter springs to ensure secure sealing at the shaft surfaces.

The **AUTOVENT™** breather controls the pressure inside the gear case during operation by regulating airflow. Also, the **AUTOVENT™** breather prevents bearing damage by impeding entry of foreign material (water, dust, corrosives, etc.) to preserve the cleanliness of the atmosphere, and oil, inside the gear case.

All NORD speed reducers and motors feature high performance **Stainless Steel Protective Paint** – a durable resin pigmented with stainless steel for extra corrosion resistance and durability. The internal housing is coated with a quick-drying, one-pack synthetic primer that locks in any residual casting sand and seals any imperfections.

SCP - PRODUCT FEATURES

OPTIMIZED SEALING SYSTEM

- Dual Viton lip seals
- Grease impregnated packing seal
- Dual gap seals (excludes particles) – 0.03" gap
- Material evacuation ports
- Shaft material ditch
- Quadrilip™ sealing

MOUNTING


- Standard CEMA mounting
- Versatile flange – multiple bolt patterns
- 3-Hole tapered CEMA drive shaft
 - Easy mounting
 - Easy removal (less fretting – due to less material contact)
- Reduced bearing loads – tapered shaft allows for screw pipe misalignment
- Quick external removal feature

FLANGE

- Standard CEMA mounting
- High strength class 35 gray cast iron
- Versatile flange – multiple bolt patterns

HIGH EFFICIENCY

The NORD SCP design is extremely effective due to the direct coupled gearmotor or NEMA C-face input design. Belted input systems have significantly lower total drive performance. You can further increase the overall efficiency by applying the NORD "H" line of energy efficient motors.



PARALLEL HELICAL CLINCHER™ RATINGS

Model type	Max Torque [lb-in]	Ratio Range [x:1]	Speed Range [rpm]	Gear Stages	Eff. [%]	CEMA Drive Shaft				
						1-1/2"	2"	2-7/16"	3"	3-7/16"
SK1282 SCP	2620	4.79 - 109.5	365 - 16	2	97	X	X	X		
SK1382 SCP	2425	87.94 - 624.45	20 - 2.8	3	95	X	X	X		
SK2282 SCP	4611	4.51 - 127.51	388 - 14	2	97	X	X	X		
SK2382 SCP	4894	82.22 - 763.41	21 - 2.3	3	95	X	X	X		
SK3282 SCP	8363	4.48 - 112.23	391 - 16	2	97	X	X	X	X	
SK3382 SCP	9195	89.60 - 1022.42	20 - 1.7	3	95	X	X	X	X	
SK4282 SCP	16089	4.7 - 155.4	372 - 11	2	97		X	X	X	
SK4382 SCP	18381	86.83 - 1585.08	20 - 1.1	3	95		X	X	X	
SK5282 SCP	28630	4.32 - 134.03	405 - 13	2	97		X	X	X	X
SK5382 SCP	28320	82.72 - 1367.08	21 - 1.3	3	95		X	X	X	X
SK6282 SCP	40152	4.39 - 80.33	399 - 22	2	97				X	X
SK6382 SCP	53100	24.42 - 551.58	72 - 3.2	3	95				X	X

RIGHT-ANGLE HELICAL BEVEL RATINGS

SK9012.1 SCP	3540	8.09-332.37	216-5.3	3	95	X	X	X		
SK9013.1 SCP	3540	141.29-1690.1	12-1.0	4	95	X	X	X		
SK9022.1 SCP	7611	8.78-276.86	199-6.3	3	95	X	X	X		
SK9023.1 SCP	7611	228-47-1899.26	7.7-0.92	4	95	X	X	X		
SK9032.1 SCP	13718	8.48-295.85	206-5.9	3	95	X	X	X	X	
SK9033.1 SCP	13728	167.45-3635.95	10-0.48	4	95	X	X	X	X	
SK9042.1 SCP	24780	8.83-329.69	198-5.3	3	95		X	X	X	X
SK9043.1 SCP	24780	172.08-4246.38	10-0.41	4	95		X	X	X	X
SK9052.1 SCP	42480	8.10-289.61	216-6.0	3	95				X	X
SK9053.1 SCP	42480	164.99-3735.92	11-0.47	4	95				X	X