

## SK CU4-FUSE-C

Part number: 275 271 622

Internal Safety Module

### NOTICE

### Validity of this document

This document is only valid in combination with the operating instructions of the relevant drive unit and under strict compliance with the safety and warning instructions which they contain. All of the information that is relevant for a safe start-up of this module and the drive unit is only available under these conditions.

### Scope of delivery

1 x	Module	SK CU4-FUSE-C
2 x	Connecting screws	M4 x 20, cross-head



### Usage area

Internal interface for safeguarding the cable to an SK 1x5E-.... starter For complex drive systems which are supplied from a main supply, shut-down of a single drive unit and therefore its specific shut-down can be carried out to avoid shutting down the entire line.

Depending on the connected power and in compliance with the electrical constraints, several devices can be protected with a single module.

The dimensioning of the cross sections and the design are the responsibility of the qualified electrician, as this always depends on the local conditions.

The module has a water-repellent coating. The coating prevents adhesion of water and dirt and provides good protection against tracking. This provides increased corrosion resistance compared with a standard module.

Technical Information / Datasheet	SK CU4-FUSE-C			
Fuse link block	TI 275271622	V 1.1	0315	EN

## Technical data

### Module

Temperature range	-25 °C ... 65 °C
Temperature class	Class 3K3

Vibration resistance	3M7
Protection class	IP20

### Electrical data

Mains voltage	3~ 200 V ... 500 V ±10 %
Fuse inserts	Melting fuse, slow-acting, replaceable, UL
Electrical	30 A / 600 VAC / 200 kA
Dimensions	10.3 x 38 mm
Connection terminals	M3 screw thread
PE connection	Via screws for installation in the starter

Nominal current	18 A
Permissible fuse cartridges	
Littlefuse	CCMR030.TXP
Copper Bussmann	EDCC30
Tools	Slot-head screwdriver 0.8 x 4.0


### Connection data

Rigid cable Ø	0.2 ... 6.0 mm <sup>2</sup>
Flexible cable Ø	0.2 ... 4.0 mm <sup>2</sup>
flexible cable Ø with AEH, with / without KH	0.25 ... 4.0 mm <sup>2</sup>
AWG standard	24 – 10
Tightening torque	0.5 ... 0.6 Nm
	4.42 ... 5.31 lb-in

AEH =  
KH =

Wire end sleeve  
Plastic sleeve

## Installation

Installation location	Inside of an SK 1x5E-... starter	
Fastening	with screw connector (tightening torque 0.5 Nm)	

### Fuse replacement

To replace defective fuse cartridges, the housing cover must be released by lightly pressing in the side locking lugs.




After replacement of the 3 fuse cartridges (1) (check for firm fastening), replace the housing cover ("click" sound).



### Connections

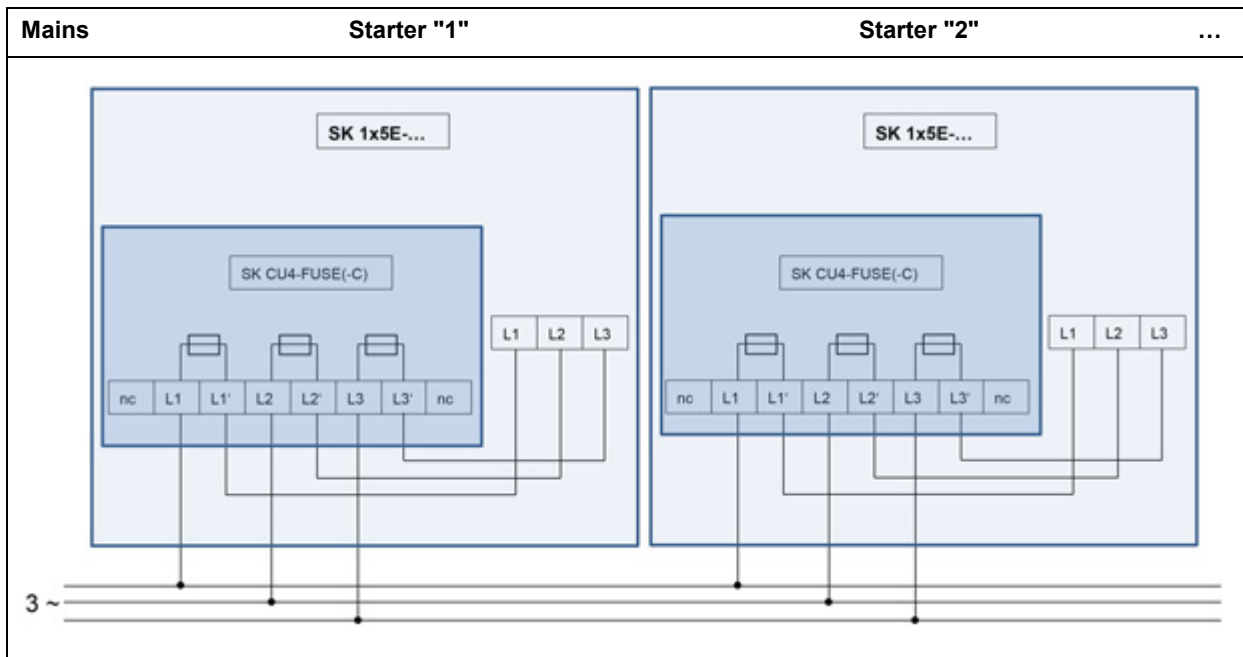
Connection is via the terminal bar of the module

Designation	Description
nc	Not used
L1	L1 input (mains connection L1)
L1'	L1 output (starter connection L1)
L2	L2 input (mains connection L2)
L2'	L2 output (starter connection L2)
L3	L3 input (mains connection L3)
L3'	L3 output (starter connection L3)
nc	Not used



*Schematic diagram - electrical connection*

Connections are made according to the following table: Depending on the power, several devices can be safeguarded with a common fuse module.



**Additional documentation and software ([www.nord.com](http://www.nord.com))**

Document	Designation
<a href="#">BU_0135</a>	Manual for Motor Starters SK 105E, SK 175E

Document	Designation