

# GETRIEBEBAU NORD

Member of the NORD DRIVESYSTEMS Group



Getriebebau NORD GmbH & Co. KG

Getriebebau-Nord-Straße 1 • 22941 Bargteheide, Germany • www.nord.com


## SC H4S2.5 HQ8SPM OE32A4 xxx UL

### Cable Hybrid Motor

#### Scope of supply

<b>NORD Motor Cable</b>
Preconfigured for connection via one power plug.

Name	p/n	Length
SC H4S2.5 HQ8SPM OE32A4 1.5 UL	275 274 825	1.5 m
SC H4S2.5 HQ8SPM OE32A4 3 UL	275 274 826	3.0 m
SC H4S2.5 HQ8SPM OE32A4 5 UL	275 274 827	5.0 m
SC H4S2.5 HQ8SPM OE32A4 10 UL	275 274 828	10.0 m



#### Field of use

The cable is useable for the following application:

- **Motor connection for NORD motor size 100**

#### Necessary inverter accessory:

The electronic device must be equipped with the plug type below:

- **NORD Motor output plug HAN Q8**

It only is allowed for qualified electricians to install and commission the module. An electrician is a person who, because of their technical training and experience, has sufficient knowledge relating to

- switching on, switching off, isolating, earthing and marking power circuits and devices,
- proper maintenance and use of protective devices in accordance with defined safety standards.

**⚠ DANGER!**

#### Danger of electric shock

The frequency inverter continues to carry hazardous voltages for up to 5 minutes after it was switched off.

- Work must not be carried out unless the device has been disconnected from the voltage and at least 5 minutes have elapsed since the mains was switched off!

Technical Information / Datasheet	SC H4S2.5 HQ8SPM OE32A4 xxx UL			
Specification of connection cable	TI 275274825-828	3.0	3820	en

**i Information**

**UL category (PVVA2)**

This cable fulfils the requirements of the UL category PVVA2. The cable is mounted with UL listed components and is produced under the UL “Wiring Harness Program” (Category ZPFW2/8) at a certified production site. The polybag package of the harnesses gets a special UL “Wiring Harness” traceability label (Category ZPFW2).



Example of identification mark



**Technical Data**

Specification	Plug Electronic
Number of contacts	8 + PE
Type of contacts	Male (M)
Housing type	Straight
Housing material	Plastic
Rated current I <sub>N</sub>	16 / 12 A (EU/UL)
Rated voltage	500 / 600 V (EU/UL)
Pollution degree	3

Specification	Motor Connection
Cable gland	EMC
Cable dismantled	Yes
Wires equipped with	Cable lugs

Specification	Cable (01)
AWM Style	2570
Cross section	2.5 / 1.0 mm <sup>2</sup>
Bending radius	5x cable diameter
Outside diameter	approx. 13,5 mm
Operation temperature	-20 up to +80 °C
Rated voltage	1000 V
Installation type	Fixed laying
Jacket / wire material	PVC / PP
Jacket colour	Orange (RAL 2003)
Cable shield	Yes
Drag chain compatibility	No
Halogen-free	No
Flammability test acc. to	EN 60332-1-1 ... -3

**PIN assignment**

Potential	PIN assignment Electronics		(Cable colour) designation acc. to AWM Style	Open wires at motor side	
				Format	Terminal
U	1		(Black) U / L1 / C / L+ (Black) V / L2 (Black) W / L3 / D / L	Cable lug	U1 / T1
V	7			Cable lug	V1 / T2
W	3			Cable lug	W1 / T3
	PE	PE	(Green -Yellow)	Cable lug	PE
		Cable shield			EMC cable gland
BR -	4		(Black) 5	Cable lug	BD1
BR +	6		(Black) 6	Cable lug	BD2
TF -	5		(Black) 7	Cable lug	2TP1
TF +	8		(Black) 8	Cable lug	2TP2

